






















**Race 1 - Division II Girls - 5K**  
**10/29/2022 - 10:00 AM**  
**Team Results**

Place	Team	Score	Team Time	Runner Avg	Avg Mile	5 Man Gap	Finish Order	Scoring Order
1	 Hanover	57	1:42:15	20:27	6:35	1:33	5-11-12-14-15-19-33	5-11-12-14-15-19-33
2	 Oyster River	80	1:43:42	20:45	6:41	3:14	2-3-22-25-28-38-62	2-3-22-25-28-38-62
3	 Bow	101	1:45:33	21:07	6:48	4:27	1-13-17-21-49-53-54	1-13-17-21-49-53-54
4	 Souhegan	115	1:47:58	21:36	6:57	2:29	10-16-18-26-45-64-73	10-16-18-26-45-64-72
5	 Plymouth Regional	124	1:47:26	21:30	6:55	4:01	6-7-29-31-51-55	6-7-29-31-51-55
6	 Kennett	142	1:49:49	21:58	7:05	3:01	9-20-27-34-52-65-66	9-20-27-34-52-65-66
7	 Coe-Brown	147	1:49:17	21:52	7:03	3:38	4-30-36-37-40-56-69	4-30-36-37-40-56-68
8	 Merrimack Valley	197	1:53:45	22:45	7:20	1:31	23-39-41-46-48-79-92	23-39-41-46-48-77-85
9	 John Stark	250	1:57:52	23:35	7:36	1:59	32-43-57-58-60-75-76	32-43-57-58-60-74-75
10	 Lebanon	267	1:59:49	23:58	7:43	6:47	8-44-50-85-86	8-44-50-82-83
11	 Sanborn Regional	276	2:00:09	24:02	7:45	4:07	24-42-59-74-80-94	24-42-59-73-78-86
12	 Hollis-Brookline	281	1:59:04	23:49	7:40	2:18	35-47-63-68-70-77	35-47-63-67-69-76
13	 Con-Val	383	2:15:19	27:04	8:43	7:53	61-72-81-90-97-99	61-71-79-84-88-90
14	 Pelham	407	2:21:35	28:19	9:07	7:18	71-82-83-96-98	70-80-81-87-89
DNP	 Pembroke		1:48:33	27:09	8:45		84-87-88-91	4 Runners
DNP	 Goffstown		50:22	25:11	8:07		67-78	2 Runners
DNP	 Milford		58:51	29:26	9:29		89-95	2 Runners
DNP	 Laconia		28:48	28:48	9:16		93	1 Runner
DNP	 Kingswood		33:21	33:21	10:45		100	1 Runner



*Lancer Timing Services*

[lancertiming.com](http://lancertiming.com)

# Race 1 - Division II Girls - 5K

10/29/2022 - 10:00 AM

## Individual Results

Place	Name	Grade	Team	Time	Points
1	Susanna Zahn	12	Bow	18:51.4	1
2	Haley Kavanagh	10	Oyster River	18:58.4	2
3	Mackenzie Cook	10	Oyster River	19:06.4	3
4	Sheldyn Fisher	12	Coe-Brown	19:14.2	4
5	Lea Perreard	9	Hanover	19:19.4	5
6	Addison Englund	11	Plymouth Regional	19:28.4	6
7	Elli Englund	9	Plymouth Regional	19:58.1	7
8	Isabella Hastings	12	Lebanon	19:59.9	8
9	Kaylee Mclellan	12	Kennett	20:29.8	9
10	Emma Jarnagin	12	Souhegan	20:35.5	10
11	Maria Anderson	12	Hanover	20:35.8	11
12	Lila Muirhead	9	Hanover	20:37.5	12
13	Maya Brochu	12	Bow	20:41.6	13
14	Matilda Monroe	9	Hanover	20:49.7	14
15	Megan Faris	9	Hanover	20:52.3	15
16	Stephanie Svendsen	11	Souhegan	20:53.3	16
17	Hannah Pawlowski	10	Bow	21:12.6	17
18	Audrey Littlefield	12	Souhegan	21:21.2	18
19	Sarah Glueck	11	Hanover	21:25.4	19
20	Piper Lopashanski	10	Kennett	21:26.4	20
21	Julia Hou	9	Bow	21:29.0	21
22	Eliza Hall	10	Oyster River	21:30.0	22
23	Samantha Kimball	12	Merrimack Valley	21:43.1	23
24	Lily Tedford	11	Sanborn Regional	21:44.9	24
25	Talia Banafato	11	Oyster River	21:54.2	25
26	Sarah Bryson	10	Souhegan	22:03.3	26
27	Jeweliana Gorham	9	Kennett	22:05.4	27
28	Tessa Brown	11	Oyster River	22:12.2	28
29	Kelsey Maine	11	Plymouth Regional	22:14.0	29
30	Paige Murdough	10	Coe-Brown	22:15.3	30
31	Reagan Sutherland	10	Plymouth Regional	22:15.8	31
32	Kayla Barriere	9	John Stark	22:16.3	32
33	Lauren Eiler	12	Hanover	22:16.3	33
34	Molly DellaValla	11	Kennett	22:17.0	34
35	Quinn Hardy	9	Hollis-Brookline	22:21.3	35
36	Madison Taylor	9	Coe-Brown	22:22.5	36
37	Courtney Jennings	12	Coe-Brown	22:33.0	37
38	Denise Nadig	12	Oyster River	22:34.3	38
39	Lily Moser	9	Merrimack Valley	22:45.3	39

Place	Name	Grade	Team	Time	Points
40	Emma Larson	12	Coe-Brown	22:52.0	40
41	Sydney Spack	9	Merrimack Valley	22:56.0	41
42	Kaitlin Stocker	9	Sanborn Regional	22:56.4	42
43	Izabel Korbet	11	John Stark	23:01.1	43
44	Sarah Smith	9	Lebanon	23:01.2	44
45	Riley Devine	12	Souhegan	23:04.1	45
46	Madison Geddes	10	Merrimack Valley	23:06.1	46
47	Edith Butler	9	Hollis-Brookline	23:09.8	47
48	Kendra Davidson	10	Merrimack Valley	23:14.0	48
49	Lena Thompson	10	Bow	23:17.8	49
50	Ella Gessner	12	Lebanon	23:18.8	50
51	Leah Ines	10	Plymouth Regional	23:29.4	51
52	Stephanie Kendzierski	10	Kennett	23:30.3	52
53	Delia Brochu	12	Bow	23:41.8	53
54	Rachel Pelletier	12	Bow	23:45.9	54
55	Natalie Boyer	12	Plymouth Regional	23:48.8	55
56	Meredith Kerivan	9	Coe-Brown	24:07.0	56
57	Katie Patterson	11	John Stark	24:09.5	57
58	Payton Mathieu	9	John Stark	24:09.9	58
59	Anna Barlow	9	Sanborn Regional	24:10.9	59
60	Rachel Berube	11	John Stark	24:14.9	60
61	Whitney Adiar	9	Con-Val	24:17.9	61
62	Charlotta Berglund	10	Oyster River	24:18.0	62
63	Sarah Bauer	9	Hollis-Brookline	24:18.1	63
64	Erin Taylor	12	Souhegan	24:20.7	64
65	Mckayla Dockham	12	Kennett	24:20.8	65
66	Lauren Violette	12	Kennett	24:25.2	66
67	Emily Charles	12	Goffstown	24:33.6	67
68	Kylee Sorrell	9	Hollis-Brookline	24:35.7	67
69	Honorah McGlone	11	Coe-Brown	24:38.2	68
70	Mia Spear	9	Hollis-Brookline	24:38.7	69
71	Morgan Berton	11	Pelham	24:59.0	70
72	Elizabeth Petrov	11	Con-Val	25:01.1	71
73	Elizabeth Bryson	12	Souhegan	25:24.6	72
74	Sarah Bahrakis	11	Sanborn Regional	25:24.9	73
75	Rylee Barnard	9	John Stark	25:35.9	74
76	Natalie Smith	12	John Stark	25:38.1	75
77	Elise Broadhurst	9	Hollis-Brookline	25:39.6	76



Lancer Timing Services

[lancertiming.com](http://lancertiming.com)

# Race 1 - Division II Girls - 5K

10/29/2022 - 10:00 AM

## Individual Results

Place	Name	Grade	Team	Time	Points
78	Fahren Sweet	10	Goffstown	25:47.9	
79	Jessica Thompson-Weeks	10	Merrimack Valley	25:48.6	77
80	Olivia Dwyer	12	Sanborn Regional	25:51.5	78
81	Makenna Proctor	12	Con-Val	26:02.7	79
82	Reese Nicolosi	11	Pelham	26:04.1	80
83	Chloe Crear	12	Pelham	26:06.9	81
84	Adison Mayeu	11	Pembroke	26:24.0	
85	Vickie Ni	12	Lebanon	26:42.8	82
86	Natalia Somoff	12	Lebanon	26:46.0	83
87	Abigail Duchesne	12	Pembroke	26:59.2	
88	Elizabeth Duchesne	12	Pembroke	27:15.3	
89	Anna Philbrick	11	Milford	27:44.8	
90	Sara Mackie	9	Con-Val	27:46.8	84
91	Jasmine Blake	9	Pembroke	27:53.9	
92	Emmaleigh Stinson	12	Merrimack Valley	28:14.5	85
93	Abby Hayward	9	Laconia	28:47.1	
94	Julia Rockwell	10	Sanborn Regional	31:00.3	86
95	Ella Herner	10	Milford	31:06.2	
96	Samantha Tetreault	10	Pelham	32:08.2	87
97	Sarah Brace	9	Con-Val	32:10.1	88
98	Naomi Vargas	11	Pelham	32:16.2	89
99	Brielle Proctor	9	Con-Val	32:24.5	90
100	Audrey Wood	9	Kingswood	33:21.0	



*Lancer Timing Services*

[lancertiming.com](http://lancertiming.com)