



Race 5 - Division III Girls - 5K
10/29/2022 - 1:00 PM
Team Results

Place	Team	Score	Team Time	Runner Avg	Avg Mile	5 Man Gap	Finish Order	Scoring Order
1	Hopkinton	66	1:46:44	21:21	6:53	2:21	2-4-15-22-29-39-74	1-3-14-21-27-36-64
2	Mascenic Regional	82	1:48:00	21:36	6:58	2:10	5-6-19-25-33-35-49	4-5-18-24-31-33-44
3	Conant	85	1:48:00	21:36	6:58	2:17	8-12-17-18-36-44-51	7-11-16-17-34-40-45
4	Monadnock	98	1:49:22	21:53	7:03	2:01	11-13-14-27-42-93	10-12-13-25-38-77
5	Kearsarge	132	1:52:26	22:30	7:15	3:48	3-23-24-43-54	2-22-23-39-46
6	Fall Mountain	163	1:54:24	22:53	7:22	3:33	10-20-28-62-63-88-106	9-19-26-54-55-74-83
7	Gilford	175	1:55:19	23:04	7:26	2:57	16-30-32-58-60-72-82	15-28-30-50-52-62-70
8	Newfound Regional	181	1:55:50	23:10	7:28	4:25	7-21-47-61-70-83-104	6-20-42-53-60-71-81
9	Newmarket	189	1:55:55	23:11	7:28	3:56	9-31-48-59-66-71-94	8-29-43-51-58-61-78
10	St. Thomas Aquinas	286	2:07:01	25:25	8:11	7:34	34-56-65-69-118-126	32-48-57-59-90-94
11	Trinity	293	2:05:36	25:08	8:06	2:42	55-57-64-77-90-108	47-49-56-66-75-85
12	Belmont	303	2:07:36	25:32	8:13	5:01	41-46-73-102-105-111-113	37-41-63-80-82-87-88
13	Campbell	350	2:13:00	26:36	8:34	5:43	37-81-91-107-110	35-69-76-84-86
14	Prospect Mountain	366	2:14:16	26:52	8:39	4:47	75-78-85-87-116-122-124	65-67-72-73-89-92-93
15	Wilton-Lyndeborough	429	2:32:56	30:36	9:51	10:02	79-96-120-127-130	68-79-91-95-96
DNP	Portsmouth Christian		1:39:21	24:51	8:00		1-80-89-100	4 Runners
DNP	Berlin		1:45:17	26:20	8:29		26-40-112-121	4 Runners
DNP	Bishop Brady		1:15:13	25:05	8:05		45-53-103	3 Runners
DNP	Pittsburg		1:25:09	28:23	9:09		95-98-119	3 Runners
DNP	Lin-Wood		1:35:34	31:52	10:16		92-125-131	3 Runners
DNP	Moultonborough		46:57	23:29	7:34		38-52	2 Runners












Lancer Timing Services lancertiming.com

Race 5 - Division III Girls - 5K

10/29/2022 - 1:00 PM

Team Results

Place	Team	Score	Team Time	Runner Avg	Avg Mile	5 Man Gap	Finish Order	Scoring Order
DNP	 Mascoma Valley		48:26	24:13	7:48		50-67	2 Runners
DNP	 Inter-Lakes		53:14	26:37	8:34		76-101	2 Runners
DNP	 Raymond		53:37	26:49	8:38		86-97	2 Runners
DNP	 Derryfield		54:42	27:21	8:49		84-109	2 Runners
DNP	 White Mountains		56:01	28:01	9:01		68-123	2 Runners
DNP	 Winnisquam		1:00:24	30:12	9:44		114-117	2 Runners
DNP	 Hillsboro-Deering		1:02:44	31:22	10:06		99-128	2 Runners
DNP	 Epping		30:10	30:10	9:43		115	1 Runner
DNP	 Newport		35:23	35:23	11:24		129	1 Runner



Lancer Timing Services

lancertiming.com

Race 5 - Division III Girls - 5K

10/29/2022 - 1:00 PM

Individual Results

Place	Name	Grade	Team	Time	Points
1	Brianna Malone	12	Portsmouth Christian	19:15.6	
2	Hannah Bennett	12	Hopkinton	20:08.5	1
3	Molly Ellison	11	Kearsarge	20:20.2	2
4	Shaylee Murdough	10	Hopkinton	20:26.1	3
5	Erin O'Shea	9	Mascenic Regional	20:31.2	4
6	Kaitlin O'Shea	9	Mascenic Regional	20:36.4	5
7	Addison Alpers	9	Newfound Regional	20:37.8	6
8	Bella Nero	10	Conant	20:42.6	7
9	Alanna Hagen	11	Newmarket	20:42.7	8
10	Jenna Fillion	9	Fall Mountain	20:57.5	9
11	Sadie Gibson	9	Monadnock	21:06.8	10
12	Kylie Aho	12	Conant	21:08.4	11
13	Alyssa Hall	11	Monadnock	21:21.1	12
14	Summer Bentley	9	Monadnock	21:23.7	13
15	Elizabeth Trafton	11	Hopkinton	21:23.8	14
16	Georgia Eckhardt	10	Gilford	21:25.3	15
17	Amber Gnoza	10	Conant	21:26.1	16
18	Amelia Hill	9	Conant	21:42.6	17
19	Skye Lambert	11	Mascenic Regional	21:52.6	18
20	Kelly Ranta	11	Fall Mountain	21:58.3	19
21	Ceili Irving	9	Newfound Regional	22:11.5	20
22	Elizabeth Clamer	12	Hopkinton	22:15.6	21
23	Amelia Lefebvre	11	Kearsarge	22:15.9	22
24	Kylin Frenkiewich	12	Kearsarge	22:17.7	23
25	Emma Schaumloffel	11	Mascenic Regional	22:18.2	24
26	Maya Wedge	12	Berlin	22:22.2	
27	Anna Bentley	12	Monadnock	22:22.8	25
28	Isabella West	9	Fall Mountain	22:28.9	26
29	Audrey Davies	12	Hopkinton	22:29.5	27
30	Maria Tilley	9	Gilford	22:35.7	28
31	Ellis McKenna	10	Newmarket	22:38.3	29
32	Sydney Eastman	11	Gilford	22:38.8	30
33	Amelia Smith	11	Mascenic Regional	22:41.2	31
34	Ava Malloy	9	St. Thomas Aquinas	22:48.6	32
35	Brielle Shippee	12	Mascenic Regional	22:53.4	33
36	Neve Mormando	10	Conant	22:59.5	34
37	Amelia Silver	11	Campbell	23:03.8	35
38	Grace Elliot	10	Moultonborough	23:04.5	
39	Amelia Walsh	10	Hopkinton	23:04.9	36

Place	Name	Grade	Team	Time	Points
40	Cora Treiss	12	Berlin	23:05.8	
41	Alyssa Edgren	12	Belmont	23:07.3	37
42	Sophie Manlove	9	Monadnock	23:07.3	38
43	Ellie Wimer	10	Kearsarge	23:24.5	39
44	Lainey Holombo	12	Conant	23:26.9	40
45	Alyssa LaValley	11	Bishop Brady	23:27.3	
46	Rebekah Edgren	10	Belmont	23:27.9	41
47	Reece Cutting	9	Newfound Regional	23:34.9	42
48	Isabella Giacomoni	12	Newmarket	23:35.3	43
49	Gracie German	11	Mascenic Regional	23:43.8	44
50	Emma Colburn	10	Mascoma Valley	23:45.1	
51	Amarah Lapinsky	11	Conant	23:49.5	45
52	Kylie Burkhardt	10	Moultonborough	23:51.6	
53	Elizabeth McKinney	10	Bishop Brady	24:03.2	
54	Laela Moran	12	Kearsarge	24:07.4	46
55	Olivia Dowd	12	Trinity	24:07.8	47
56	Leah Ryan	9	St. Thomas Aquinas	24:15.4	48
57	Olivia Scharr	10	Trinity	24:15.5	49
58	Tessa Tanner	12	Gilford	24:17.1	50
59	Magnolia Redmond	9	Newmarket	24:19.9	51
60	Athena Booth	9	Gilford	24:21.4	52
61	Leah Deuso	12	Newfound Regional	24:22.3	53
62	Kelsey Fillion	9	Fall Mountain	24:28.9	54
63	Abigayle Jarvis	9	Fall Mountain	24:29.6	55
64	Victoria El-Azem	11	Trinity	24:32.3	56
65	Nadia Rusnak	11	St. Thomas Aquinas	24:33.1	57
66	Lillian Thompson	9	Newmarket	24:38.1	58
67	Elena Trempe	12	Mascoma Valley	24:40.6	
68	Isabella Ford	9	White Mountains	24:41.9	
69	Karoline Salvatore	10	St. Thomas Aquinas	25:02.2	59
70	Josie Halle	10	Newfound Regional	25:02.7	60
71	Holly Fermon	12	Newmarket	25:04.1	61
72	Megan Hughes	11	Gilford	25:07.4	62
73	Adeline Takantjas	10	Belmont	25:16.7	63
74	Reese Bove	10	Hopkinton	25:21.7	64
75	Page Harding	9	Prospect Mountain	25:30.7	65
76	Estelle Good	9	Inter-Lakes	25:39.7	
77	McKenna Ulmer	12	Trinity	25:51.3	66
78	Whitney Good	11	Prospect Mountain	25:51.8	67



Lancer Timing Services

lancertiming.com

Race 5 - Division III Girls - 5K

10/29/2022 - 1:00 PM

Individual Results

Place	Name	Grade	Team	Time	Points
79	Emily Hazelton	8	Wilton-Lyndeborough	25:54.4	68
80	Caterina Hutt	9	Portsmouth Christian	25:56.6	
81	Brianna Flanagan	9	Campbell	25:59.4	69
82	Kaitlyn O'Brien	10	Gilford	26:01.6	70
83	Emerald Briggs	9	Newfound Regional	26:05.1	71
84	Skylar Wagner	12	Derryfield	26:08.3	
85	Margeret Dowd	10	Prospect Mountain	26:12.2	72
86	Molly McDonough	10	Raymond	26:13.8	
87	Jillianne Simpson	12	Prospect Mountain	26:23.3	73
88	Azure Rheame	9	Fall Mountain	26:24.9	74
89	Annabelle Brenner	9	Portsmouth Christian	26:39.1	
90	Alison Pelletier	9	Trinity	26:49.1	75
91	Heidi DiMambro	9	Campbell	26:53.7	76
92	Anna Harvey	12	Lin-Wood	26:57.9	
93	Eliza Harwood	11	Monadnock	27:03.3	77
94	Norah Boudreau	9	Newmarket	27:08.5	78
95	Joli Carlson	10	Pittsburg	27:17.7	
96	Lydia Vanderhoof	7	Wilton-Lyndeborough	27:18.7	79
97	Acadia Gafford	11	Raymond	27:22.3	
98	Moriah Marchand	10	Pittsburg	27:23.1	
99	Kylie Crowe	9	Hillsboro-Deering	27:28.3	
100	Bianca Wibowo	9	Portsmouth Christian	27:29.4	
101	Gracie Arcane	10	Inter-Lakes	27:33.5	
102	Aspen Filebrown	11	Belmont	27:36.2	80
103	Avery Sahr	10	Bishop Brady	27:42.0	
104	Isa LaPLume	11	Newfound Regional	28:00.6	81
105	Riley Degange	9	Belmont	28:07.5	82
106	Ana Lloyd	11	Fall Mountain	28:09.8	83
107	Sarah Hart	10	Campbell	28:16.0	84
108	Isabella Conte	9	Trinity	28:31.1	85
109	Sarah Murphy	12	Derryfield	28:33.5	
110	Bridgette Hidalgo	10	Campbell	28:46.3	86
111	Emilie Defrancesco	11	Belmont	29:02.6	87
112	Jen Brewer	12	Berlin	29:07.8	
113	Hailey Clairmont	9	Belmont	29:18.5	88
114	Abigail Osmer	9	Winnisquam	30:02.3	
115	Myley Mitchell	9	Epping	30:09.2	
116	Eva McCartney	9	Prospect Mountain	30:17.6	89

Place	Name	Grade	Team	Time	Points
117	Shiloh Piovano	9	Winnisquam	30:21.6	
118	Corinne Connelly	10	St. Thomas Aquinas	30:21.7	90
119	Amelia Damato	10	Pittsburg	30:27.6	
120	Kayan Miller	11	Wilton-Lyndeborough	30:40.0	91
121	Danica Patry	9	Berlin	30:41.2	
122	Victoria Cowser	11	Prospect Mountain	31:13.2	92
123	Katryna Dube	11	White Mountains	31:18.3	
124	Chloe Kane	12	Prospect Mountain	31:26.1	93
125	Madyson Sworab	9	Lin-Wood	31:50.9	
126	Amelia Monteiro	9	St. Thomas Aquinas	32:03.6	94
127	Natalia Faye	7	Wilton-Lyndeborough	33:06.6	95
128	Alexis Rancloes	10	Hillsboro-Deering	35:15.2	
129	Myah Borcuk	10	Newport	35:22.7	
130	Naomi Bozarth	10	Wilton-Lyndeborough	35:55.5	96
131	Maisie Anderson	8	Lin-Wood	36:45.2	



Lancer Timing Services

lancertiming.com