






















2023 NHIAA Division State X-C Championships

Derryfield Park - Manchester

Race 4 - Boys D-3 - 5K

10/28/2023 - 12:10 PM

Team Results

Place	Team	Score	Team Time	Runner Avg	Avg Mile	5 Man Gap	Finish Order	Scoring Order
1	 Hopkinton	127	1:33:22	18:41	6:01	2:56	6-7-32-43-51-52-62	5-6-29-40-47-48-57
2	 Fall Mountain	148	1:34:17	18:52	6:05	3:10	9-21-23-48-61-85-136	8-19-21-44-56-78-121
3	 Mascoma Valley	150	1:35:01	19:01	6:07	2:56	5-31-40-41-47-81	4-28-37-38-43-74
4	 Portsmouth Christian	150	1:33:45	18:45	6:03	5:15	2-13-17-44-89-116-122	2-11-15-41-81-106-111
5	 Gilford	162	1:35:08	19:02	6:08	4:14	1-28-42-46-60-88	1-25-39-42-55-80
6	 St. Thomas Aquinas	174	1:37:06	19:26	6:15	3:02	20-24-33-37-77-110-140	18-22-30-34-70-100-124
7	 Monadnock	214	1:37:46	19:34	6:18	8:13	3-8-26-56-146-164	3-7-24-52-128-141
8	 Profile	233	1:38:53	19:47	6:22	5:01	12-16-18-99-113-114-149	10-14-16-90-103-104-130
9	 Holy Family Academy	235	1:39:23	19:53	6:24	3:19	19-22-65-66-86-125-160	17-20-59-60-79-113-137
10	 Mascenic Regional	252	1:40:58	20:12	6:30	2:19	29-39-55-68-84	26-36-51-62-77
11	 Trinity	265	1:41:58	20:24	6:34	3:06	30-36-53-71-100-101	27-33-49-65-91-92
12	 Newfound Regional	290	1:41:29	20:18	6:32	5:18	10-14-76-108-112-124-157	9-12-69-98-102-112-134
13	 Newmarket	319	1:44:31	20:55	6:44	3:23	25-70-78-79-98-103-117	23-64-71-72-89-93-107
14	 Inter-Lakes	323	1:45:54	21:11	6:50	8:09	15-35-49-107-159	13-32-45-97-136
15	 Belmont	363	1:46:31	21:19	6:52	4:00	38-54-57-121-128-137-138	35-50-53-110-115-122-123
16	 White Mountains	393	1:48:09	21:38	6:58	2:57	64-72-74-94-131-132-153	58-66-67-85-117-118-132
17	 Derryfield	425	1:49:53	21:59	7:05	2:11	58-92-104-105-109-111-120	54-83-94-95-99-101-109
18	 Conant	425	1:55:23	23:05	7:26	9:50	67-69-75-97-174	61-63-68-88-145
19	 Newport	436	1:50:42	22:09	7:08	4:29	50-80-82-129-144	46-73-75-116-126
20	 Bishop Brady	457	1:51:04	22:13	7:09	1:36	83-90-95-115-118-127-145	76-82-86-105-108-114-127
21	 Hinsdale	558	1:59:41	23:57	7:43	4:38	93-96-134-148-162-166	84-87-119-129-139-142






Lancer Timing Services

lancertiming.com

Race 4 - Boys D-3 - 5K

10/28/2023 - 12:10 PM

Team Results

Place	Team	Score	Team Time	Runner Avg	Avg Mile	5 Man Gap	Finish Order	Scoring Order
22	 Raymond	567	2:03:12	24:39	7:56	7:42	34-142-155-161-163-168	31-125-133-138-140-143
23	 Prospect Mountain	626	2:08:05	25:37	8:15	7:54	106-135-151-158-173-177	96-120-131-135-144-146
DNP	 Kearsarge		1:22:37	20:40	6:39		11-73-91-102	4 Runners
DNP	 Berlin		1:26:37	21:40	6:59		27-63-87-154	4 Runners
DNP	 Pittsburg		1:36:58	24:15	7:49		130-133-141-150	4 Runners
DNP	 Winnisquam		1:44:23	26:06	8:24		59-147-170-171	4 Runners
DNP	 Campbell		1:57:32	29:23	9:28		165-169-172-175	4 Runners
DNP	 Epping		1:11:05	23:42	7:38		45-152-156	3 Runners
DNP	 Moultonborough		1:11:43	23:55	7:42		119-139-143	3 Runners
DNP	 Lin-Wood		1:36:24	32:08	10:21		167-176-178	3 Runners
DNP	 Wilton-Lyndeborough		46:35	23:18	7:30		123-126	2 Runners
DNP	 Hillsboro-Deering		16:44	16:44	5:23		4	1 Runner



Lancer Timing Services

lancertiming.com

Race 4 - Boys D-3 - 5K

10/28/2023 - 12:10 PM

Individual Results

Place	Name	Grade	Team	Time	Points
1	Bocelli Howland-Vlahakis	9	Gilford	16:14.11	1
2	Jonas Teeter	12	Portsmouth Christian	16:33.08	2
3	Carlton Lampinen	12	Monadnock	16:33.96	3
4	Elijah Bodanza	9	Hillsboro-Deering	16:43.08	
5	Gunner Currier	11	Mascoma Valley	16:52.91	4
6	Matt Clarner	12	Hopkinton	17:06.16	5
7	Ben Daniels	12	Hopkinton	17:11.61	6
8	Peyton Joslyn	10	Monadnock	17:18.12	7
9	Ben Tetu	12	Fall Mountain	17:19.24	8
10	Colin Foster	9	Newfound Regional	17:21.87	9
11	Daniel Dalbec	11	Kearsarge	17:27.11	
12	Noah Francis	12	Profile	17:44.44	10
13	Christian Barnes	10	Portsmouth Christian	17:44.47	11
14	Evan Foster	12	Newfound Regional	17:49.84	12
15	Ronan Hird	12	Inter-Lakes	17:55.22	13
16	Emery Young	12	Profile	17:59.05	14
17	Ivan Sturgis	12	Portsmouth Christian	17:59.47	15
18	Isaac Reeder	11	Profile	18:08.20	16
19	Max Williams	10	Holy Family Academy	18:08.58	17
20	Oliver Schartner	10	St. Thomas Aquinas	18:11.67	18
21	Ben Frithsen	12	Fall Mountain	18:15.53	19
22	Paul Williams	12	Holy Family Academy	18:18.42	20
23	David Northcott	11	Fall Mountain	18:22.82	21
24	Mason Ruger	11	St. Thomas Aquinas	18:48.81	22
25	Jaron LaBranche	11	Newmarket	18:50.96	23
26	Jace Joslyn	12	Monadnock	18:54.10	24
27	Max Bowman	12	Berlin	18:58.14	
28	Gunnar Marvel	10	Gilford	19:04.52	25
29	Dylan Callahan	10	Mascenic Regional	19:05.52	26
30	Nathan Donovan	12	Trinity	19:12.96	27
31	Trevor Maheu	11	Mascoma Valley	19:17.29	28
32	Liam O'Rourke	12	Hopkinton	19:21.47	29
33	Luciano Barbini	11	St. Thomas Aquinas	19:23.50	30
34	Clayton Cramer	11	Raymond	19:25.84	31
35	David Walker	10	Inter-Lakes	19:26.47	32
36	Nick Lenti	10	Trinity	19:26.60	33
37	Dominic LaRose	10	St. Thomas Aquinas	19:27.67	34

Place	Name	Grade	Team	Time	Points
38	Brayden Townsend	10	Belmont	19:27.93	35
39	Derek Somero	11	Mascenic Regional	19:28.95	36
40	Carl Russell	9	Mascoma Valley	19:30.96	37
41	Brody Albanese	11	Mascoma Valley	19:31.05	38
42	Benjamin Smith	11	Gilford	19:35.08	39
43	Jorge Guerra	11	Hopkinton	19:40.29	40
44	Owen McKenney	11	Portsmouth Christian	19:40.49	41
45	Daniel Ciriello	12	Epping	19:42.82	
46	Carter Forest	12	Gilford	19:45.98	42
47	Karson Rogers	9	Mascoma Valley	19:47.97	43
48	Braydon Patch	11	Fall Mountain	19:50.29	44
49	Issac Nudd-Homeyer	11	Inter-Lakes	19:53.67	45
50	Bryce Palmer	10	Newport	20:00.12	46
51	James Lavers	9	Hopkinton	20:02.14	47
52	Adrian Whiteknact	10	Hopkinton	20:02.98	48
53	Braeden Lubelczyk	12	Trinity	20:05.49	49
54	Baidyn Lewis	12	Belmont	20:07.01	50
55	Dylan Buttrick	11	Mascenic Regional	20:09.82	51
56	Jacob Brunjes	10	Monadnock	20:13.35	52
57	Wyatt Divers	10	Belmont	20:20.24	53
58	Nate Barrett	12	Derryfield	20:25.64	54
59	David Swain	11	Winnisquam	20:25.76	
60	Benjamin Suranji	12	Gilford	20:27.51	55
61	Keegan O'Connor	10	Fall Mountain	20:28.90	56
62	Anthony Cauley	12	Hopkinton	20:29.83	57
63	Jeremy Howry	12	Berlin	20:30.62	
64	Greg McCormick	11	White Mountains	20:39.68	58
65	Eli Donovan	10	Holy Family Academy	20:43.42	59
66	Adam Morgan	9	Holy Family Academy	20:45.51	60
67	Odin Gauthier	11	Conant	20:46.15	61
68	Kelson Whitehouse	11	Mascenic Regional	20:49.28	62
69	Drake Parkerson	9	Conant	20:50.46	63
70	William Clark	9	Newmarket	20:53.73	64
71	Max Saluto	11	Trinity	20:53.82	65
72	Lance Labens	9	White Mountains	20:54.46	66
73	Quinton Cloutier	12	Kearsarge	20:55.22	
74	Charles Schmidt	9	White Mountains	20:56.77	67
75	Aaron Graham	9	Conant	20:57.05	68



Lancer Timing Services

lancertiming.com

Race 4 - Boys D-3 - 5K

10/28/2023 - 12:10 PM

Individual Results

Place	Name	Grade	Team	Time	Points
76	Kelton Austin	10	Newfound Regional	21:01.96	69
77	Dylan Verde	9	St. Thomas Aquinas	21:13.44	70
78	Aiden Wu	9	Newmarket	21:15.72	71
79	Simon Hartshorne	9	Newmarket	21:16.35	72
80	Noah Fryman	11	Newport	21:19.31	73
81	Brayden Cilbrith	11	Mascoma Valley	21:20.07	74
82	Michael Bohn	10	Newport	21:22.24	75
83	LJ Putnam	10	Bishop Brady	21:22.44	76
84	Logan Vaillancourt	9	Mascenic Regional	21:23.70	77
85	Tyler St.Pierre	10	Fall Mountain	21:25.01	78
86	Gabriel Lacasse	12	Holy Family Academy	21:26.89	79
87	Cody Vicars	9	Berlin	21:30.19	
88	Malcolm Breton	10	Gilford	21:35.14	80
89	Simeon Howard	9	Portsmouth Christian	21:47.42	81
90	Earl Mitchell	9	Bishop Brady	21:50.34	82
91	Nethaniel Stepp	10	Kearsarge	21:53.30	
92	Zach Martin	12	Derryfield	21:56.43	83
93	Benjamin Calderwood	11	Hinsdale	22:00.25	84
94	Jackson Stanford	12	White Mountains	22:00.58	85
95	Alan Yap	12	Bishop Brady	22:04.12	86
96	Banyon Dupuis	8	Hinsdale	22:06.38	87
97	Isaiah Nero	11	Conant	22:12.85	88
98	Sawyer Hill	10	Newmarket	22:13.85	89
99	Cody Reslow	8	Profile	22:15.95	90
100	Brycen Lubelczyk	10	Trinity	22:18.23	91
101	Blake Williams	9	Trinity	22:20.08	92
102	Thomas Cicoria	10	Kearsarge	22:20.74	
103	Tristan Zimmermann	9	Newmarket	22:21.53	93
104	Adam Henderson	11	Derryfield	22:25.73	94
105	Thomas Kerwin	9	Derryfield	22:28.05	95
106	Caiden Wainwright	9	Prospect Mountain	22:30.27	96
107	Julius Nelson	8	Inter-Lakes	22:34.72	97
108	Tobias Eckert	12	Newfound Regional	22:34.93	98
109	Alex Drake	12	Derryfield	22:36.41	99
110	Andrew McMorro	11	St. Thomas Aquinas	22:36.81	100
111	Lucas Felings	9	Derryfield	22:38.36	101
112	Wyatt Towne	9	Newfound Regional	22:39.55	102
113	Moses Rolfe	10	Profile	22:45.18	103

Place	Name	Grade	Team	Time	Points
114	Andy Rolfe	7	Profile	22:45.48	104
115	Jessie Putnam	11	Bishop Brady	22:48.93	105
116	Gage Hamblet	10	Portsmouth Christian	22:52.02	106
117	Richard Horner	11	Newmarket	22:57.23	107
118	James Horangic	10	Bishop Brady	22:57.95	108
119	Bladimir Figueroa-Cruz	11	Moultonborough	23:01.69	
120	Sam Kellner	10	Derryfield	23:04.10	109
121	David Tripp	11	Belmont	23:08.48	110
122	Josiah Howard	12	Portsmouth Christian	23:09.51	111
123	Jaden Ray	10	Wilton-Lyndeborough	23:10.40	
124	Julian Field	11	Newfound Regional	23:11.05	112
125	Jack Baker	9	Holy Family Academy	23:13.82	113
126	Michael Ray	12	Wilton-Lyndeborough	23:23.75	
127	Brody Palmateer	12	Bishop Brady	23:25.77	114
128	Evan Christensen	12	Belmont	23:27.16	115
129	Joshua Jordan	10	Newport	23:31.49	116
130	George Butler	10	Pittsburg	23:33.53	
131	Stinson Myles	10	White Mountains	23:36.63	117
132	Harrison Young	10	White Mountains	23:41.49	118
133	Bryce Maurais	9	Pittsburg	23:45.32	
134	Jordan Smith	12	Hinsdale	23:49.60	119
135	Parker Wood	11	Prospect Mountain	23:50.31	120
136	Edward Baker	10	Fall Mountain	23:53.68	121
137	Henry Ashworth	9	Belmont	23:53.92	122
138	Nicholas Daigneault	12	Belmont	24:04.21	123
139	Calvin Kucera	12	Moultonborough	24:12.71	
140	Tim Gross	12	St. Thomas Aquinas	24:13.87	124
141	Darren Clogston	7	Pittsburg	24:20.40	
142	Theodore Pekalsky	10	Raymond	24:26.82	125
143	Ethan Silva	9	Moultonborough	24:28.12	
144	Tristan Hannum	9	Newport	24:28.36	126
145	Calen Chaudhari	11	Bishop Brady	24:45.97	127
146	Nathaniel Tanner	9	Monadnock	24:46.07	128
147	Dylan Allard	12	Winnisquam	25:02.38	
148	Spencer Gentile	11	Hinsdale	25:06.72	129
149	Marcus Hamilton	10	Profile	25:16.84	130



Lancer Timing Services

lancertiming.com

Race 4 - Boys D-3 - 5K

10/28/2023 - 12:10 PM

Individual Results

Place	Name	Grade	Team	Time	Points
150	John Daley	9	Pittsburg	25:17.78	
151	Avery Giunta	10	Prospect Mountain	25:18.71	131
152	Ryan Zheng	12	Epping	25:23.18	
153	Giles Bean	12	White Mountains	25:25.39	132
154	Caleb Vicars	10	Berlin	25:37.50	
155	Brady Hammond	9	Raymond	25:40.57	133
156	Nathaniel Johnson	11	Epping	25:58.40	
157	Jack DiFilippe	9	Newfound Regional	26:00.89	134
158	Dawson Meehan	9	Prospect Mountain	26:01.91	135
159	Elihu Dunn	9	Inter-Lakes	26:03.76	136
160	Will Nickerson	10	Holy Family Academy	26:18.93	137
161	Jack Harmon	12	Raymond	26:30.36	138
162	Theo Woodley	10	Hinsdale	26:37.78	139
163	Logan Woods	9	Raymond	27:07.43	140
164	Jacob Bibeau	12	Monadnock	27:20.21	141
165	James MacLean	9	Campbell	27:21.29	
166	Dylan Lenahan	8	Hinsdale	27:47.24	142
167	Devin Parker	9	Lin-Wood	27:59.11	
168	Tyler Dunphy	12	Raymond	28:34.10	143
169	Elijah Berry	12	Campbell	28:52.73	
170	Luke Larrabee	9	Winnisquam	28:59.83	
171	Chris Collins	9	Winnisquam	29:54.38	
172	Brayden Keating	9	Campbell	29:57.54	
173	Declan McCausland	10	Prospect Mountain	30:23.31	144
174	Billy Horne	11	Conant	30:36.06	145
175	Jason Liu	11	Campbell	31:20.30	
176	Seamus Fadden	7	Lin-Wood	31:44.08	
177	Trew Reed	9	Prospect Mountain	32:09.77	146
178	Blake Mosman	11	Lin-Wood	36:40.05	



Lancer Timing Services

lancertiming.com