


















2024 NHIAA Division State X-C Championships

Derryfield Park - Manchester

Race 2 - Boys D-2 - 5K

10/26/2024 - 10:40 AM

Team Results

| Place | Team | Score | Team Time | Runner Avg | Avg Mile | 5 Man Gap | Finish Order | Scoring Order |
|-------|--|-------|-----------|------------|----------|-----------|--------------------------|--------------------------|
| 1 |  Hanover | 39 | Q 1:27:14 | 17:27 | 5:37 | 0:57 | 2-3-7-13-14-22-25 | 2-3-7-13-14-22-25 |
| 2 |  Coe-Brown | 53 | Q 1:28:11 | 17:39 | 5:41 | 0:50 | 4-5-9-16-19-26-30 | 4-5-9-16-19-26-30 |
| 3 |  Oyster River | 108 | Q 1:31:04 | 18:13 | 5:52 | 1:19 | 11-12-15-34-36-44-56 | 11-12-15-34-36-44-56 |
| 4 |  Souhegan | 115 | Q 1:31:18 | 18:16 | 5:53 | 1:31 | 10-18-20-28-39-46-54 | 10-18-20-28-39-46-54 |
| 5 |  Milford | 167 | Q 1:33:51 | 18:47 | 6:03 | 2:51 | 8-17-29-49-64-76-93 | 8-17-29-49-64-76-93 |
| 6 |  Plymouth Regional | 214 | 1:36:11 | 19:15 | 6:12 | 3:03 | 6-32-48-58-70-86-110 | 6-32-48-58-70-86-110 |
| 7 |  Bow | 220 | 1:36:30 | 19:18 | 6:13 | 2:06 | 21-35-37-62-65-67-81 | 21-35-37-62-65-67-81 |
| 8 |  Hollis-Brookline | 224 | 1:36:55 | 19:23 | 6:15 | 1:08 | 31-41-42-53-57-82-92 | 31-41-42-53-57-82-92 |
| 9 |  Kennett | 244 | 1:37:47 | 19:34 | 6:18 | 1:12 | 33-47-50-55-59-73-90 | 33-47-50-55-59-73-90 |
| 10 |  Merrimack Valley | 263 | 1:38:30 | 19:42 | 6:21 | 1:24 | 38-45-51-61-68-71-88 | 38-45-51-61-68-71-88 |
| 11 |  Con-Val | 273 | 1:37:46 | 19:34 | 6:18 | 4:42 | 1-24-60-89-99-102-106 | 1-24-60-89-99-102-106 |
| 12 |  Lebanon | 296 | 1:39:22 | 19:53 | 6:24 | 2:06 | 23-52-72-74-75-91-95 | 23-52-72-74-75-91-95 |
| 13 |  Kingswood | 357 | 1:42:36 | 20:32 | 6:37 | 4:15 | 27-43-85-97-105-107-108 | 27-43-85-97-105-107-108 |
| 14 |  John Stark | 392 | 1:42:39 | 20:32 | 6:37 | 2:23 | 40-83-84-87-98 | 40-83-84-87-98 |
| 15 |  Laconia | 426 | 1:45:49 | 21:10 | 6:49 | 2:24 | 63-79-80-101-103-109-112 | 63-79-80-101-103-109-112 |
| 16 |  Timberlane | 426 | 1:46:52 | 21:23 | 6:53 | 4:04 | 66-77-78-94-111 | 66-77-78-94-111 |
| 17 |  Pembroke | 482 | 1:53:28 | 22:42 | 7:19 | 7:02 | 69-96-100-104-113-114 | 69-96-100-104-113-114 |



Lancer Timing Services

lancertiming.com

Race 2 - Boys D-2 - 5K

10/26/2024 - 10:40 AM

Individual Results

| Place | Name | Grade | Team | Time | Points | |
|-------|---------------------|-------|-------------------|----------|--------|---|
| 1 | William Simard | 12 | Con-Val | 16:49.54 | 1 | I |
| 2 | Ben Groves | 10 | Hanover | 17:00.23 | 2 | T |
| 3 | Ryan Faris | 12 | Hanover | 17:03.20 | 3 | T |
| 4 | Patrick Youngs | 9 | Coe-Brown | 17:16.03 | 4 | T |
| 5 | Luc Kerouac | 12 | Coe-Brown | 17:17.12 | 5 | T |
| 6 | Tate Hayman | 11 | Plymouth Regional | 17:22.37 | 6 | I |
| 7 | Nandeesh Jain | 12 | Hanover | 17:25.05 | 7 | T |
| 8 | Logan Korthals | 11 | Milford | 17:26.20 | 8 | T |
| 9 | Benjamin Jobin | 10 | Coe-Brown | 17:30.25 | 9 | T |
| 10 | Dallen Noorda | 12 | Souhegan | 17:31.39 | 10 | T |
| 11 | Mitchell Keesee | 12 | Oyster River | 17:38.04 | 11 | T |
| 12 | Oliver Lehman | 10 | Oyster River | 17:38.73 | 12 | T |
| 13 | Ben Hourdequin | 11 | Hanover | 17:48.00 | 13 | T |
| 14 | Alexander Collins | 9 | Hanover | 17:56.60 | 14 | T |
| 15 | Levi Clapp | 10 | Oyster River | 17:58.19 | 15 | T |
| 16 | Keegan Sousa | 11 | Coe-Brown | 18:02.10 | 16 | T |
| 17 | Will Whitley | 11 | Milford | 18:02.47 | 17 | T |
| 18 | Thomas Arnoldy | 10 | Souhegan | 18:04.98 | 18 | T |
| 19 | Benjamin Larson | 9 | Coe-Brown | 18:05.33 | 19 | T |
| 20 | Ryan Quinn | 10 | Souhegan | 18:06.72 | 20 | T |
| 21 | Wyatt Worcester | 11 | Bow | 18:11.54 | 21 | I |
| 22 | Alexander Valentino | 12 | Hanover | 18:20.78 | 22 | T |
| 23 | Ian Kiefer | 9 | Lebanon | 18:21.35 | 23 | I |
| 24 | Joshua Decker | 12 | Con-Val | 18:26.28 | 24 | I |
| 25 | Isaac Novosad | 12 | Hanover | 18:26.44 | 25 | T |
| 26 | Landon Graveline | 12 | Coe-Brown | 18:28.91 | 26 | T |
| 27 | Simon Butka | 12 | Kingswood | 18:31.63 | 27 | |
| 28 | Jacob Spencer | 9 | Souhegan | 18:32.56 | 28 | T |
| 29 | Chase Paiva | 10 | Milford | 18:33.50 | 29 | T |
| 30 | Quinn Froburg | 12 | Coe-Brown | 18:37.59 | 30 | T |
| 31 | John Masiello | 12 | Hollis-Brookline | 18:51.02 | 31 | |
| 32 | Abraham Hankens | 10 | Plymouth Regional | 18:51.09 | 32 | |
| 33 | Nolan Prouix | 12 | Kennett | 18:52.69 | 33 | |
| 34 | Siddharth Sanjay | 10 | Oyster River | 18:52.71 | 34 | T |
| 35 | Sam Kohl | 9 | Bow | 18:55.30 | 35 | |
| 36 | Henry Miller | 12 | Oyster River | 18:56.07 | 36 | T |
| 37 | George Kohl | 9 | Bow | 18:58.22 | 37 | |
| 38 | Tony Wang | 10 | Merrimack Valley | 18:59.29 | 38 | |
| 39 | Kasen Fox | 12 | Souhegan | 19:01.53 | 39 | T |

| Place | Name | Grade | Team | Time | Points | |
|-------|---------------------|-------|-------------------|----------|--------|---|
| 40 | Austin Patenaude | 11 | John Stark | 19:03.92 | 40 | |
| 41 | Arjun Inakollu | 11 | Hollis-Brookline | 19:10.70 | 41 | |
| 42 | Jacob Hoesch | 11 | Hollis-Brookline | 19:12.23 | 42 | |
| 43 | Mack Carpenter | 12 | Kingswood | 19:13.53 | 43 | |
| 44 | Garrett Sellers | 11 | Oyster River | 19:18.45 | 44 | T |
| 45 | Mychal Reynolds | 12 | Merrimack Valley | 19:23.57 | 45 | |
| 46 | Logan St Dennis | 11 | Souhegan | 19:26.73 | 46 | T |
| 47 | Patrick Laughland | 12 | Kennett | 19:29.14 | 47 | |
| 48 | Mason Glew | 12 | Plymouth Regional | 19:30.23 | 48 | |
| 49 | Grant Skorupan | 11 | Milford | 19:32.11 | 49 | T |
| 50 | Isaac McIndoe | 9 | Kennett | 19:33.05 | 50 | |
| 51 | Ben Geoffroy | 10 | Merrimack Valley | 19:37.90 | 51 | |
| 52 | Augustin Ramos-Glew | 12 | Lebanon | 19:41.08 | 52 | |
| 53 | William Scott | 10 | Hollis-Brookline | 19:42.04 | 53 | |
| 54 | Drew Rigaut | 10 | Souhegan | 19:42.67 | 54 | T |
| 55 | Malcolm Davenport | 10 | Kennett | 19:48.05 | 55 | |
| 56 | Brendan Banafato | 10 | Oyster River | 19:52.51 | 56 | T |
| 57 | Thomas Howie | 11 | Hollis-Brookline | 19:58.60 | 57 | |
| 58 | Nicholas Ring | 12 | Plymouth Regional | 20:01.43 | 58 | |
| 59 | Will Odell | 11 | Kennett | 20:03.89 | 59 | |
| 60 | Walter Stephens | 9 | Con-Val | 20:04.46 | 60 | |
| 61 | Jonathan Degges | 10 | Merrimack Valley | 20:06.26 | 61 | |
| 62 | Jack Noce | 12 | Bow | 20:07.18 | 62 | |
| 63 | Ben Lynch | 11 | Laconia | 20:09.75 | 63 | |
| 64 | Joshua Coates | 9 | Milford | 20:16.26 | 64 | T |
| 65 | Ian Sandahl | 9 | Bow | 20:17.17 | 65 | |
| 66 | Zachary Farnell | 12 | Timberlane | 20:18.33 | 66 | |
| 67 | Zachery Ingram | 12 | Bow | 20:19.93 | 67 | |
| 68 | Ben Newton | 11 | Merrimack Valley | 20:22.75 | 68 | |
| 69 | Hayden Petersons | 11 | Pembroke | 20:25.10 | 69 | |
| 70 | Graeme Burtis | 11 | Plymouth Regional | 20:25.32 | 70 | |
| 71 | Nathan Bain | 11 | Merrimack Valley | 20:25.46 | 71 | |
| 72 | Gabriel Herring | 11 | Lebanon | 20:25.79 | 72 | |
| 73 | Tucker Laughland | 10 | Kennett | 20:26.30 | 73 | |
| 74 | Ian Danen-Lucier | 10 | Lebanon | 20:26.82 | 74 | |
| 75 | Alistair Smith | 10 | Lebanon | 20:26.87 | 75 | |
| 76 | Quinn Johnson | 12 | Milford | 20:29.42 | 76 | T |
| 77 | Joshue Varney | 10 | Timberlane | 20:29.45 | 77 | |



Lancer Timing Services

lancertiming.com

Race 2 - Boys D-2 - 5K

10/26/2024 - 10:40 AM

Individual Results

| Place | Name | Grade | Team | Time | Points |
|-------|----------------------|-------|-------------------|----------|--------|
| 78 | Maison Herbert | 11 | Timberlane | 20:31.28 | 78 |
| 79 | Holden Mousseau | 11 | Laconia | 20:32.23 | 79 |
| 80 | Zander LeClerc | 11 | Laconia | 20:32.41 | 80 |
| 81 | Thomas Sargent | 12 | Bow | 20:34.61 | 81 |
| 82 | Pedro Souza | 10 | Hollis-Brookline | 20:40.46 | 82 |
| 83 | Shane Brunini | 10 | John Stark | 20:40.99 | 83 |
| 84 | Gavin Arel | 10 | John Stark | 20:42.57 | 84 |
| 85 | Grady Steele | 11 | Kingswood | 20:44.48 | 85 |
| 86 | Hassan Osseiran | 11 | Plymouth Regional | 20:45.41 | 86 |
| 87 | Evan Furness | 10 | John Stark | 20:45.45 | 87 |
| 88 | Christopher Bode | 10 | Merrimack Valley | 20:48.76 | 88 |
| 89 | Marcus Jordan | 10 | Con-Val | 20:54.27 | 89 |
| 90 | Alex Biche | 9 | Kennett | 20:55.59 | 90 |
| 91 | Ian George | 10 | Lebanon | 21:00.00 | 91 |
| 92 | Colin Allen | 12 | Hollis-Brookline | 21:01.84 | 92 |
| 93 | Colin Kirby | 11 | Milford | 21:07.05 | 93 T |
| 94 | Jacob Berardinangelo | 12 | Timberlane | 21:09.75 | 94 |
| 95 | Doyen Kodiweera | 12 | Lebanon | 21:14.33 | 95 |
| 96 | Miles Camidge | 9 | Pembroke | 21:16.41 | 96 |
| 97 | Jacob Pinard | 9 | Kingswood | 21:19.37 | 97 |
| 98 | Austin Freeman | 11 | John Stark | 21:26.03 | 98 |
| 99 | Vincent Hollenbeck | 10 | Con-Val | 21:31.03 | 99 |
| 100 | Josiah Saturley | 9 | Pembroke | 21:44.11 | 100 |
| 101 | Aiden Connolly | 10 | Laconia | 22:00.83 | 101 |
| 102 | Brian Alonso | 11 | Con-Val | 22:17.09 | 102 |
| 103 | Alex Defosses | 12 | Laconia | 22:33.69 | 103 |
| 104 | Zachery Heichlinger | 11 | Pembroke | 22:34.81 | 104 |
| 105 | Evan Thurston | 11 | Kingswood | 22:46.08 | 105 |
| 106 | Van Stahlin | 9 | Con-Val | 23:04.95 | 106 |
| 107 | Thomas Bronson | 11 | Kingswood | 23:08.49 | 107 |
| 108 | Nate Demain | 11 | Kingswood | 23:22.61 | 108 |
| 109 | Gavin Hall | 10 | Laconia | 23:24.99 | 109 |
| 110 | Yuriy Paul | 10 | Plymouth Regional | 24:00.35 | 110 |
| 111 | Emery Pitman | 10 | Timberlane | 24:22.30 | 111 |
| 112 | Aiden Hayward | 9 | Laconia | 24:28.74 | 112 |
| 113 | Alexander Craigue | 9 | Pembroke | 27:26.58 | 113 |
| 114 | Dacota Hewitt | 10 | Pembroke | 28:03.26 | 114 |



Lancer Timing Services

lancertiming.com