


















2024 NHIAA Division State X-C Championships

Derryfield Park - Manchester

Race 1 - Girls D-2 - 5K

10/26/2024 - 10:00 AM

Team Results

Place	Team	Score	Team Time	Runner Avg	Avg Mile	5 Man Gap	Finish Order	Scoring Order
1	 Hanover	30	Q 1:41:42	20:21	6:33	1:22	2-4-7-8-9-19-29	2-4-7-8-9-18-26
2	 Oyster River	50	Q 1:44:58	21:00	6:46	4:14	1-3-6-14-30-39	1-3-6-13-27-36
3	 Plymouth Regional	111	Q 1:53:19	22:40	7:18	3:36	5-15-31-32-38-50-60	5-14-28-29-35-45-55
4	 Souhegan	137	Q 1:56:00	23:12	7:29	3:44	12-16-27-41-53-59-62	12-15-24-38-48-54-57
5	 Coe-Brown	162	Q 1:58:02	23:37	7:36	3:07	17-20-43-44-51-66-68	16-19-40-41-46-60-62
6	 Lebanon	163	1:58:04	23:37	7:36	4:39	10-24-42-48-54-55-58	10-22-39-43-49-50-53
7	 Hollis-Brookline	174	2:00:05	24:01	7:44	2:21	23-33-40-47-49-52-57	21-30-37-42-44-47-52
8	 Merrimack Valley	203	2:03:39	24:44	7:58	4:05	26-28-34-67-69-73	23-25-31-61-63-65
9	 John Stark	228	2:05:35	25:07	8:06	5:15	21-35-56-65-74-76-83	20-32-51-59-66-67-72
10	 Bow	258	2:14:40	26:56	8:41	10:58	11-36-78-81-90-93	11-33-68-70-76-78
11	 Kennett	286	2:12:55	26:35	8:34	5:47	37-61-63-71-85-88	34-56-58-64-74-75
12	 Con-Val	307	2:22:07	28:26	9:09	10:35	18-80-82-84-92-94-95	17-69-71-73-77-79-80
DNP	 Timberlane		1:38:52	24:43	7:58		22-45-46-72	4 Runners
DNP	 Kingswood		2:11:25	32:52	10:35		86-87-91-97	4 Runners
DNP	 Milford		1:15:22	25:08	8:06		13-64-70	3 Runners
DNP	 Pembroke		1:26:15	28:45	9:16		25-77-96	3 Runners
DNP	 Laconia		1:27:00	29:00	9:20		75-79-89	3 Runners



Lancer Timing Services

lancertiming.com

Race 1 - Girls D-2 - 5K

10/26/2024 - 10:00 AM

Individual Results

Place	Name	Grade	Team	Time	Points	
1	Haley Kavanagh	12	Oyster River	19:09.34	1	T
2	Megan Faris	11	Hanover	19:24.36	2	T
3	Olivia Kavanagh	9	Oyster River	20:04.54	3	T
4	Lea Perreard	11	Hanover	20:13.33	4	T
5	Elli Englund	11	Plymouth Regional	20:18.45	5	T
6	Madelyn Cook	10	Oyster River	20:29.09	6	T
7	Aria Deeb	10	Hanover	20:36.09	7	T
8	Millie Larrick	11	Hanover	20:42.23	8	T
9	Alice Bell	10	Hanover	20:45.70	9	T
10	Annelies Hanna	11	Lebanon	20:47.48	10	I
11	Hannah Pawlowski	12	Bow	21:30.31	11	I
12	Samantha Swanbon	10	Souhegan	21:31.74	12	T
13	Jaylyn Paul	9	Milford	21:47.89		I
14	Jahrie	11	Oyster River	21:52.55	13	T
15	Abigail Furlan	9	Plymouth Regional	21:56.39	14	T
16	Sarah Bryson	12	Souhegan	21:57.30	15	T
17	Annabelle Lovett	10	Coe-Brown	21:59.16	16	T
18	Whitney Adair	11	Con-Val	22:07.56	17	I
19	Mary Westrich	11	Hanover	22:07.67	18	T
20	Paige Murdough	12	Coe-Brown	22:09.73	19	T
21	Anna Chasse	10	John Stark	22:15.31	20	I
22	Abigail Robinson	11	Timberlane	22:16.51		I
23	Mae Butler	11	Hollis-Brookline	22:35.51	21	I
24	Olivia Hanna	10	Lebanon	22:40.89	22	I
25	Caitrin Bergeron	9	Pembroke	22:51.91		I
26	Madison Geddes	12	Merrimack Valley	22:59.71	23	
27	Anna Brammer-Depuy	12	Souhegan	23:03.71	24	T
28	Lily Moser	11	Merrimack Valley	23:04.28	25	
29	Lila Muirhead	11	Hanover	23:15.69	26	T
30	Eleanora Gelsey Drees	10	Oyster River	23:22.36	27	T
31	Ella Ronci	12	Plymouth Regional	23:31.22	28	T
32	Claire Gervez	10	Plymouth Regional	23:37.77	29	T
33	Hannah LaPointe	10	Hollis-Brookline	23:44.49	30	
34	Reagan Jefferson	10	Merrimack Valley	23:45.33	31	
35	Kayla Barriere	11	John Stark	23:48.67	32	
36	Lena Thompson	12	Bow	23:52.10	33	
37	Anna Silliman	11	Kennett	23:53.89	34	
38	Leah Ines	12	Plymouth Regional	23:54.30	35	T

Place	Name	Grade	Team	Time	Points	
39	Corina Sietz	10	Oyster River	24:02.47	36	T
40	Lucia Dunsmoor	9	Hollis-Brookline	24:04.30	37	
41	Madelyn Mooney	10	Souhegan	24:11.22	38	T
42	Sarah Smith	11	Lebanon	24:16.34	39	
43	Eloise Hill	9	Coe-Brown	24:16.99	40	T
44	Meredith Kerivan	11	Coe-Brown	24:30.45	41	T
45	Sarah Hayes	10	Timberlane	24:36.35		
46	Emily Sawyer	11	Timberlane	24:39.60		
47	Kylee Sorrell	11	Hollis-Brookline	24:44.35	42	
48	Mallory Eshbaugh	10	Lebanon	24:52.10	43	
49	Sarah Bauer	11	Hollis-Brookline	24:55.76	44	
50	Reagan Sutherland	12	Plymouth Regional	25:02.56	45	T
51	Maryanne Sawyer	12	Coe-Brown	25:05.63	46	T
52	Quinn Hardy	11	Hollis-Brookline	25:12.35	47	
53	Jessica Bowers	9	Souhegan	25:15.63	48	T
54	Sophia Mladek	12	Lebanon	25:26.35	49	
55	Lydia Kennelly	9	Lebanon	25:31.72	50	
56	Grace Meisser	9	John Stark	25:35.07	51	
57	Elise Broadhurst	11	Hollis-Brookline	25:38.09	52	
58	Harper Pool	10	Lebanon	25:41.04	53	
59	Olivia Faucher	10	Souhegan	25:41.27	54	T
60	Heron Hannon	12	Plymouth Regional	25:54.48	55	T
61	Nia Lajoie	10	Kennett	25:55.95	56	
62	Dylan Walker	10	Souhegan	25:59.15	57	T
63	Stephanie Kendzierski	12	Kennett	26:08.28	58	
64	Isabella Cornaro	12	Milford	26:18.46		
65	Amanda Leonard	12	John Stark	26:26.28	59	
66	Mary Bergeron	11	Coe-Brown	26:41.68	60	T
67	Kendra Davidson	12	Merrimack Valley	26:44.80	61	
68	Olivia Zadakis	11	Coe-Brown	26:55.24	62	T
69	Nicole Geoffrion	11	Merrimack Valley	27:03.89	63	
70	Catriona Carter	12	Milford	27:14.73		
71	Lizzy Robbins	10	Kennett	27:16.01	64	
72	Rianna Kelley	12	Timberlane	27:18.58		
73	Emily Baca	10	Merrimack Valley	27:21.61	65	
74	Rylee Barnard	11	John Stark	27:29.47	66	
75	Remy Basett	10	Laconia	27:38.00		
76	Milla Lunderville	9	John Stark	27:44.87	67	



Lancer Timing Services

lancertiming.com

Race 1 - Girls D-2 - 5K

10/26/2024 - 10:00 AM

Individual Results

Place	Name	Grade	Team	Time	Points
77	Jasmine Blake	11	Pembroke	27:50.11	
78	Maya Owen	11	Bow	27:52.12	68
79	Maddison Grant	10	Laconia	28:17.29	
80	Alia Dodge	11	Con-Val	28:34.86	69
81	Madelyn Fish	10	Bow	28:57.38	70
82	Berkley Bates	9	Con-Val	29:08.32	71
83	Lauren Williams	9	John Stark	29:23.13	72
84	Sara Mackie	11	Con-Val	29:33.85	73
85	Jenna Burnell	10	Kennett	29:40.46	74
86	Kaylee Pellerin	9	Kingswood	29:53.78	
87	Sophia Nichols	9	Kingswood	30:06.67	
88	Lily Mudgett	9	Kennett	30:36.33	75
89	Felicity Mairano	9	Laconia	31:03.73	
90	Sarah Franklin	12	Bow	32:27.32	76
91	Lauren Reitler	9	Kingswood	32:32.79	
92	Kate Fraley	9	Con-Val	32:42.10	77
93	Claire Ulrich	12	Bow	32:54.68	78
94	Norah McNamara	9	Con-Val	33:21.66	79
95	Brianna Bard	9	Con-Val	33:30.76	80
96	Caysie Krawczyk	10	Pembroke	35:32.61	
97	Gianna Santangelo	11	Kingswood	38:50.79	



Lancer Timing Services

lancertiming.com