






















2024 NHIAA Division State X-C Championships

Derryfield Park - Manchester

Race 6 - Boys D-3 - 5K

10/26/2024 - 1:40 PM

Team Results

Place	Team	Score	Team Time	Runner Avg	Avg Mile	5 Man Gap	Finish Order	Scoring Order
1	 Mascoma Valley	74	Q 1:32:57	18:36	5:59	2:40	2-11-20-21-29-67-110	2-9-18-19-26-62-103
2	 Mascenic Regional	111	Q 1:36:35	19:19	6:14	1:32	12-19-23-26-45-78-79	10-17-20-23-41-71-72
3	 Newmarket	139	Q 1:38:03	19:37	6:19	1:18	13-31-32-38-41-50-83	11-28-29-34-37-46-76
4	 Portsmouth Christian	139	Q 1:36:45	19:21	6:14	3:17	4-24-34-43-49-63-87	4-21-30-39-45-59-80
5	 St. Thomas Aquinas	145	Q 1:38:19	19:40	6:20	1:41	14-17-35-44-51-93-102	12-15-31-40-47-86-95
6	 Hopkinton	194	1:40:18	20:04	6:28	2:35	9-42-47-52-61-75-81	8-38-43-48-57-68-74
7	 Sanborn Regional	288	1:43:55	20:47	6:42	5:18	6-46-54-101-104-106-107	5-42-50-94-97-99-100
8	 Gilford	303	1:45:24	21:05	6:48	3:31	28-53-59-76-112-157-175	25-49-55-69-105-145-162
9	 Conant	318	1:46:27	21:18	6:52	6:12	15-25-68-86-153-154	13-22-63-79-141-142
10	 Inter-Lakes	332	1:46:49	21:22	6:53	4:32	16-48-80-95-123-152	14-44-73-88-113-140
11	 Newfound Regional	334	1:46:23	21:17	6:51	6:17	8-18-89-108-138-141-151	7-16-82-101-128-131-139
12	 Derryfield	349	1:47:49	21:34	6:57	4:12	30-36-60-125-129-158-166	27-32-56-115-119-146-154
13	 Belmont	355	1:47:57	21:36	6:57	2:58	40-66-82-84-113-164-170	36-61-75-77-106-152-158
14	 Trinity	362	1:48:08	21:38	6:58	3:37	27-71-88-91-115-136-167	24-65-81-84-108-126-155
15	 Bishop Brady	379	1:49:03	21:49	7:02	3:09	57-58-62-100-131-134-180	53-54-58-93-121-124-165
16	 Newport	384	1:49:10	21:50	7:02	2:57	37-72-92-105-109-188-189	33-66-85-98-102-172-173
17	 White Mountains	394	1:49:35	21:55	7:04	2:32	55-69-85-99-118-150	51-64-78-92-109-138
18	 Profile	430	1:51:10	22:14	7:10	7:45	7-56-97-143-161-182	6-52-90-133-149-166
19	 Kearsarge	438	1:51:26	22:18	7:11	10:11	3-73-111-114-169	3-67-104-107-157
20	 Winnisquam	463	1:53:24	22:41	7:18	4:32	39-96-98-128-140-156-168	35-89-91-118-130-144-156
21	 Pelham	472	1:53:13	22:39	7:18	2:44	64-77-122-124-126-127-146	60-70-112-114-116-117-135

















Lancer Timing Services

lancertiming.com

Race 6 - Boys D-3 - 5K

10/26/2024 - 1:40 PM

Team Results

Place	Team	Score	Team Time	Runner Avg	Avg Mile	5 Man Gap	Finish Order	Scoring Order
22	 Hillsboro-Deering	536	2:01:02	24:13	7:48	13:49	1-90-132-173-186	1-83-122-160-170
23	 Prospect Mountain	636	2:01:53	24:23	7:51	3:06	94-133-148-155-159-160-165	87-123-136-143-147-148-153
24	 Campbell	644	2:03:27	24:42	7:57	4:33	119-120-135-149-174	110-111-125-137-161
25	 Hinsdale	673	2:07:40	25:32	8:14	6:10	103-130-145-171-179-185	96-120-134-159-164-169
26	 Pittsburg	689	2:05:17	25:04	8:04	1:41	137-139-142-162-163	127-129-132-150-151
27	 Lin-Wood	843	2:39:03	31:49	10:15	10:27	176-183-184-187-190	163-167-168-171-174
DNP	 Holy Family Academy		1:31:56	22:59	7:24		10-65-117-181	4 Runners
DNP	 Fall Mountain		1:01:49	20:37	6:38		22-70-74	3 Runners
DNP	 Raymond		1:22:25	27:29	8:51		144-177-178	3 Runners
DNP	 Monadnock		37:02	18:31	5:58		5-33	2 Runners
DNP	 Wilton-Lyndeborough		23:08	23:08	7:27		116	1 Runner
DNP	 Berlin		23:22	23:22	7:32		121	1 Runner
DNP	 Epping		24:54	24:54	8:01		147	1 Runner
DNP	 Moultonborough		27:34	27:34	8:53		172	1 Runner



Lancer Timing Services

lancertiming.com

Race 6 - Boys D-3 - 5K

10/26/2024 - 1:40 PM

Individual Results

Place	Name	Grade	Team	Time	Points	
1	Elijah Bodanza	10	Hillsboro-Deering	16:41.75	1	I
2	Gunner Currier	12	Mascoma Valley	16:52.00	2	T
3	Daniel Dalbec	12	Kearsarge	16:57.78	3	I
4	Christian Barnes	11	Portsmouth Christian	17:07.22	4	T
5	Peyton Joslyn	11	Monadnock	17:21.55		I
6	Jake Pitre	12	Sanborn Regional	17:30.02	5	I
7	Isaac Reeder	12	Profile	17:43.71	6	I
8	Colin Foster	10	Newfound Regional	18:04.46	7	I
9	Max Goupil	9	Hopkinton	18:19.31	8	I
10	Max Williams	11	Holy Family Academy	18:19.61		I
11	Carl Russell	10	Mascoma Valley	18:27.14	9	T
12	Derek Somero	12	Mascenic Regional	18:39.62	10	T
13	Jaron LaBranche	12	Newmarket	18:47.14	11	T
14	Oliver Schartner	11	St. Thomas Aquinas	18:50.00	12	T
15	Nathan Alajajian	12	Conant	18:51.89	13	I
16	Issac Nudd-Homeyer	12	Inter-Lakes	18:52.79	14	I
17	Mason Ruger	12	St. Thomas Aquinas	18:54.03	15	T
18	Brady Harker	11	Newfound Regional	18:54.44	16	I
19	Reino Crawford	9	Mascenic Regional	18:59.30	17	T
20	Brody Albanese	12	Mascoma Valley	18:59.68	18	T
21	Karson Rogers	10	Mascoma Valley	19:06.11	19	T
22	Mathew Northcott	9	Fall Mountain	19:16.03		I
23	Dylan Buttrick	12	Mascenic Regional	19:20.77	20	T
24	Owen McKenney	12	Portsmouth Christian	19:21.93	21	T
25	Drake Parkerson	12	Conant	19:22.38	22	I
26	Dylan Callahan	11	Mascenic Regional	19:24.00	23	T
27	Cooper Krause	12	Trinity	19:29.39	24	
28	Gunnar Marvel	11	Gilford	19:30.28	25	
29	Trevor Maheu	12	Mascoma Valley	19:31.29	26	T
30	Jacob Larson	9	Derryfield	19:34.51	27	
31	Melkato Swanson	12	Newmarket	19:35.65	28	T
32	Sawyer Hill	11	Newmarket	19:35.82	29	T
33	Jackson Ellis	8	Monadnock	19:39.47		
34	George Stewart	9	Portsmouth Christian	19:42.54	30	T
35	Dominic LaRose	11	St. Thomas Aquinas	19:53.17	31	T
36	William Licata	9	Derryfield	19:56.19	32	
37	Bryce Palmer	11	Newport	19:58.27	33	
38	Benjamin Partick	9	Newmarket	19:59.29	34	T

Place	Name	Grade	Team	Time	Points	
39	David Swain	12	Winnisquam	19:59.67	35	
40	Wyatt Divers	11	Belmont	20:02.96	36	
41	William Clark	10	Newmarket	20:04.50	37	T
42	Andrew Clarner	10	Hopkinton	20:07.77	38	
43	Simeon Howard	10	Portsmouth Christian	20:09.24	39	T
44	Luciano Barbini	12	St. Thomas Aquinas	20:10.17	40	T
45	Donovan Griffis	9	Mascenic Regional	20:11.11	41	T
46	Nick DeGruttola	10	Sanborn Regional	20:16.96	42	
47	Finnegan Kovar	9	Hopkinton	20:22.71	43	
48	David Walker	11	Inter-Lakes	20:23.09	44	
49	Brady Holt	11	Portsmouth Christian	20:23.36	45	T
50	Simon Hartshorne	10	Newmarket	20:26.35	46	T
51	Dylan Verde	10	St. Thomas Aquinas	20:30.92	47	T
52	William Shepard	10	Hopkinton	20:34.78	48	
53	Mark Warren	12	Gilford	20:35.46	49	
54	Justin Pitre	10	Sanborn Regional	20:37.06	50	
55	Lance Labens	10	White Mountains	20:39.76	51	
56	Moses Rolfe	11	Profile	20:40.90	52	
57	Jorge Guerra	12	Bishop Brady	20:46.25	53	
58	Earl Mitchell	10	Bishop Brady	20:47.64	54	
59	Benjamin Smith	12	Gilford	20:47.97	55	
60	Thomas Kerwin	10	Derryfield	20:51.21	56	
61	Michael Crosby	9	Hopkinton	20:53.34	57	
62	Lee Putnam	11	Bishop Brady	20:57.23	58	
63	Judah Howard	9	Portsmouth Christian	20:57.90	59	T
64	Sunay Patel	10	Pelham	20:58.57	60	
65	Adam Morgan	10	Holy Family Academy	20:59.59		
66	Brayden Townsend	11	Belmont	21:06.75	61	
67	Brayden Cilbrith	12	Mascoma Valley	21:08.02	62	T
68	Aaron Graham	10	Conant	21:08.64	63	
69	Greg McCormick	12	White Mountains	21:09.33	64	
70	Braydon Patch	12	Fall Mountain	21:09.82		
71	Canaan Locke	9	Trinity	21:12.18	65	
72	Michael Bohn	11	Newport	21:12.71	66	
73	Zach Hattan	9	Kearsarge	21:14.12	67	
74	Aiden Brownell	10	Fall Mountain	21:22.85		
75	Charles Wilkinson	9	Hopkinton	21:22.88	68	
76	Ian Lofblad	12	Gilford	21:29.53	69	



Lancer Timing Services

lancertiming.com

Race 6 - Boys D-3 - 5K

10/26/2024 - 1:40 PM

Individual Results

Place	Name	Grade	Team	Time	Points
77	Nicholas Louh	10	Pelham	21:29.85	70
78	Logan Vaillancourt	10	Mascenic Regional	21:33.61	71 T
79	Kelson Whitehouse	12	Mascenic Regional	21:34.02	72 T
80	Julius Nelson	9	Inter-Lakes	21:37.06	73
81	Adrian Whiteknact	10	Hopkinton	21:37.07	74
82	Sean Andrews	9	Belmont	21:52.07	75
83	Emrys Herman	10	Newmarket	21:53.34	76 T
84	Jack Crockford	10	Belmont	21:53.70	77
85	Charles Schmidt	10	White Mountains	21:57.75	78
86	Roland Dumont	9	Conant	21:59.91	79
87	Gage Hamblet	11	Portsmouth Christian	21:59.92	80 T
88	Blake Williams	10	Trinity	22:07.43	81
89	Jack DiFilippe	10	Newfound Regional	22:09.63	82
90	Brennen Klumb	9	Hillsboro-Deering	22:10.26	83
91	Cameron Hawkins	11	Trinity	22:13.22	84
92	John Wilkinson	10	Newport	22:15.81	85
93	Charles Monteiro	12	St. Thomas Aquinas	22:16.31	86 T
94	Stockton McKinght	9	Prospect Mountain	22:19.13	87
95	Ziba Patridge	9	Inter-Lakes	22:31.34	88
96	Owen Bakis	9	Winnisquam	22:31.35	89
97	Cody Reslow	9	Profile	22:33.56	90
98	Cullen Desrochers	9	Winnisquam	22:35.85	91
99	Stinson Myles	11	White Mountains	22:36.48	92
100	James Horangic	11	Bishop Brady	22:36.88	93
101	Lucas Schrempf	10	Sanborn Regional	22:43.34	94
102	Conall Jumper	9	St. Thomas Aquinas	22:44.70	95 T
103	Benjamin Calderwood	12	Hinsdale	22:47.06	96
104	Dennis Morrison	11	Sanborn Regional	22:47.51	97
105	Max Huot	8	Newport	22:47.98	98
106	David D'Angelo	11	Sanborn Regional	22:47.99	99
107	Jacob Gonzalez	11	Sanborn Regional	22:50.91	100
108	Zach North	10	Newfound Regional	22:53.03	101
109	Kellan Zullo	8	Newport	22:55.21	102
110	John Runnion-Bareford	9	Mascoma Valley	22:55.96	103 T
111	Clay Perreault	9	Kearsarge	22:59.69	104
112	Jin Su Kim	10	Gilford	23:00.62	105
113	David Tripp	12	Belmont	23:00.86	106
114	Austyn Hoegler	9	Kearsarge	23:05.55	107

Place	Name	Grade	Team	Time	Points
115	Max Saluto	12	Trinity	23:05.74	108
116	Jaden Ray	12	Wilton-Lyndeborough	23:07.65	
117	Jack Baker	10	Holy Family Academy	23:10.07	
118	Tanner Davenport	9	White Mountains	23:10.99	109
119	Landon Towsley	9	Campbell	23:12.88	110
120	Joshua Gaudet	9	Campbell	23:18.63	111
121	Garett Snyder	11	Berlin	23:21.22	
122	Tristen Manchester	11	Pelham	23:21.73	112
123	Joseph Najem	9	Inter-Lakes	23:24.57	113
124	Luke Hathaway	11	Pelham	23:40.42	114
125	Andrew "AJ" Emond	10	Derryfield	23:40.70	115
126	Brandon Sutton	11	Pelham	23:41.68	116
127	Owen Carter	9	Pelham	23:43.07	117
128	Lazar Arbutina	9	Winnisquam	23:45.29	118
129	Samuel Kellner	11	Derryfield	23:45.57	119
130	Dylan Lenahan	9	Hinsdale	23:46.84	120
131	Calen Chaudhari	12	Bishop Brady	23:54.75	121
132	Keegan Poland	11	Hillsboro-Deering	23:58.16	122
133	Dawson Meehan	10	Prospect Mountain	24:03.11	123
134	Jessie Putnam	12	Bishop Brady	24:04.63	124
135	Will Dichard	9	Campbell	24:12.26	125
136	John Wade-Levasseur	9	Trinity	24:15.23	126
137	Darren Clogston	8	Pittsburg	24:18.13	127
138	Jacoby Beyer	9	Newfound Regional	24:21.18	128
139	Giovanni Luciano	10	Pittsburg	24:29.32	129
140	Lucas Durphey	9	Winnisquam	24:31.27	130
141	Caleb Anair	12	Newfound Regional	24:32.55	131
142	Brayden Robidoux	9	Pittsburg	24:41.44	132
143	Arthur Duguay	10	Profile	24:42.38	133
144	Theodore Pekalsky	11	Raymond	24:46.05	
145	Spencer Gentile	12	Hinsdale	24:47.04	134
146	Owen Halko	11	Pelham	24:47.93	135
147	Nathaniel Johnson	12	Epping	24:53.85	
148	Logan Andrews	10	Prospect Mountain	24:56.20	136
149	Nate Green	9	Campbell	24:57.43	137
150	Harrison Young	11	White Mountains	24:58.28	138
151	Tucker Magrauth	12	Newfound Regional	25:00.22	139



Lancer Timing Services

lancertiming.com

Race 6 - Boys D-3 - 5K

10/26/2024 - 1:40 PM

Individual Results

Place	Name	Grade	Team	Time	Points
152	Elihu Dunn	10	Inter-Lakes	25:02.39	140
153	Joshua Demanche	11	Conant	25:03.59	141
154	Inaki Abasolo	10	Conant	25:08.50	142
155	Caiden Wainwright	10	Prospect Mountain	25:09.55	143
156	Kyren Whitmore	9	Winnisquam	25:09.62	144
157	Benjamin Wolpin	12	Gilford	25:11.56	145
158	Clark Cayer	12	Derryfield	25:12.39	146
159	Parker Wood	12	Prospect Mountain	25:24.87	147
160	Trew Reed	10	Prospect Mountain	25:25.12	148
161	Riley Thayer	9	Profile	25:28.57	149
162	John Wade	10	Pittsburg	25:48.69	150
163	John Daley	10	Pittsburg	25:58.44	151
164	Daniel Tripp	9	Belmont	26:08.23	152
165	Avery Giunta	11	Prospect Mountain	26:12.29	153
166	Yuchen "Jerry" Zhang	12	Derryfield	26:24.65	154
167	Liam McGrath	10	Trinity	26:34.64	155
168	Luke Larrabee	10	Winnisquam	26:44.04	156
169	Cooper Hedderig	11	Kearsarge	27:08.46	157
170	Henry Ashworth	10	Belmont	27:09.61	158
171	Landon Goodnow	11	Hinsdale	27:22.63	159
172	Tucker Wakefield	9	Moultonborough	27:33.29	
173	Louis Neal	10	Hillsboro-Deering	27:41.28	160
174	Brayden Keating	10	Campbell	27:45.06	161
175	Malcolm Breton	11	Gilford	28:02.17	162
176	Blake Mosman	12	Lin-Wood	28:35.08	163
177	Brady Hammond	10	Raymond	28:45.69	
178	Nikola Amovic	10	Raymond	28:52.79	
179	Sean Sierra	10	Hinsdale	28:56.27	164
180	Jason Condodemetraky	10	Bishop Brady	29:21.04	165
181	Emeric Girard	9	Holy Family Academy	29:25.82	
182	Marcus Hamilton	11	Profile	30:08.99	166
183	Devin Parker	10	Lin-Wood	30:24.12	167
184	Dalton Lylyk	12	Lin-Wood	30:26.75	168
185	Johnathan Quinn	11	Hinsdale	30:28.84	169
186	Logan Willet	9	Hillsboro-Deering	30:30.20	170
187	Seamus Fadden	8	Lin-Wood	30:35.80	171
188	Lukas Pitta	11	Newport	31:47.18	172
189	Bentley Waterman	9	Newport	33:54.76	173

Place	Name	Grade	Team	Time	Points
190	Pheonix Beaudin	8	Lin-Wood	39:01.18	174



Lancer Timing Services

lancertiming.com