






















2024 NHIAA X-C Meet of Champions

Hill House - Hudson, NH

Race 1 - Girls 5K - 5K

11/2/2024 - 2:30pm

Team Results

Place	Team	Score	Team Time	Runner Avg	Avg Mile	5 Man Gap	Finish Order	Scoring Order
1	 Oyster River	71	Q 1:34:24	18:53	6:05	2:03	5-6-11-16-45-74-101	5-6-10-15-35-55-77
2	 Hanover	74	Q 1:34:33	18:55	6:06	1:13	4-14-20-21-24-55-80	4-13-18-19-20-42-60
3	 Exeter	117	Q 1:37:17	19:28	6:16	1:45	9-15-27-37-57-61-68	8-14-22-29-44-47-51
4	 Hopkinton	124	Q 1:36:50	19:22	6:14	3:12	2-12-30-46-66-114-122	2-11-25-36-50-87-95
5	 Pinkerton	129	Q 1:37:55	19:35	6:19	1:23	17-19-29-34-58-75-89	16-17-24-27-45-56-68
6	 Bedford HS	215	Q 1:41:04	20:13	6:31	3:59	1-38-78-81-84-85-99	1-30-59-61-64-65-75
7	 Nashua North	249	1:43:14	20:39	6:39	3:59	3-35-88-97-102-111	3-28-67-73-78-85
8	 Windham	250	1:43:50	20:46	6:42	1:51	41-43-56-87-98-100-113	33-34-43-66-74-76-86
9	 Bishop Guertin	252	1:44:08	20:50	6:43	4:41	10-39-76-77-124-136	9-31-57-58-97-109
10	 Plymouth Regional	263	1:44:30	20:54	6:44	4:22	8-49-82-90-115-123-125	7-37-62-69-88-96-98
11	 Concord	283	1:45:24	21:05	6:48	3:04	25-51-83-103-106-119-135	21-39-63-79-81-92-108
12	 Alvirne	285	1:45:51	21:11	6:49	2:59	40-52-71-96-116-117-128	32-40-52-72-89-90-101
13	 Gilford	326	1:47:55	21:35	6:57	3:09	50-53-93-109-121-141-142	38-41-70-83-94-113-114
14	 Coe-Brown	349	1:48:51	21:47	7:01	2:57	63-64-94-107-126-132-138	48-49-71-82-99-105-110
15	 Souhegan	349	1:49:41	21:57	7:04	4:41	13-72-118-120-127-134	12-53-91-93-100-107
16	 Newfound Regional	358	1:50:00	22:00	7:05	4:11	28-60-110-129-130-133-140	23-46-84-102-103-106-112
17	 Newmarket	375	1:52:48	22:34	7:16	6:16	32-73-105-131-139	26-54-80-104-111
DNP	 Sanborn Regional		1:08:34	22:52	7:22		92-95-137	3 Runners
DNP	 Mascenic Regional		38:30	19:15	6:12		18-26	2 Runners
DNP	 Keene		39:06	19:33	6:18		23-36	2 Runners
DNP	 Lebanon		40:23	20:12	6:30		22-79	2 Runners






















Lancer Timing Services

lancertiming.com

Race 1 - Girls 5K - 5K

11/2/2024 - 2:30pm

Team Results

Place	Team	Score	Team Time	Runner Avg	Avg Mile	5 Man Gap	Finish Order	Scoring Order
DNP	 Dover		18:30	18:30	5:58		7	1 Runner
DNP	 Bow		19:46	19:46	6:22		31	1 Runner
DNP	 Portsmouth		19:49	19:49	6:23		33	1 Runner
DNP	 Raymond		20:05	20:05	6:28		42	1 Runner
DNP	 Derryfield		20:08	20:08	6:29		44	1 Runner
DNP	 Milford		20:10	20:10	6:30		47	1 Runner
DNP	 Moultonborough		20:10	20:10	6:30		48	1 Runner
DNP	 John Stark		20:19	20:19	6:33		54	1 Runner
DNP	 Monadnock		20:27	20:27	6:35		59	1 Runner
DNP	 Pembroke		20:35	20:35	6:38		62	1 Runner
DNP	 Con-Val		20:39	20:39	6:39		65	1 Runner
DNP	 Hinsdale		20:40	20:40	6:40		67	1 Runner
DNP	 Timberlane		20:48	20:48	6:42		69	1 Runner
DNP	 Hollis-Brookline		20:50	20:50	6:43		70	1 Runner
DNP	 Holy Family Academy		21:25	21:25	6:54		86	1 Runner
DNP	 Portsmouth Christian		21:32	21:32	6:56		91	1 Runner
DNP	 Inter-Lakes		22:17	22:17	7:11		104	1 Runner
DNP	 Fall Mountain		22:22	22:22	7:12		108	1 Runner
DNP	 Trinity		22:36	22:36	7:17		112	1 Runner



Lancer Timing Services

lancertiming.com

Race 1 - Girls 5K - 5K

11/2/2024 - 2:30pm

Individual Results

Place	Name	Grade	Team	Time	Points	
1	Mikita Barry	11	Bedford HS	17:24.63	1	T
2	Madeleine Lane	10	Hopkinton	17:28.26	2	T
3	Laura White	12	Nashua North	18:01.60	3	I
4	Megan Faris	11	Hanover	18:03.54	4	T
5	Haley Kavanagh	12	Oyster River	18:05.77	5	T
6	Mackenzie Cook	12	Oyster River	18:25.16	6	T
7	Anique Poulin	12	Dover	18:29.33		I
8	Elli Englund	11	Plymouth Regional	18:33.06	7	I
9	Alexis Paterna	10	Exeter	18:37.68	8	T
10	Anna Fondakowski	12	Bishop Guertin	18:46.80	9	I
11	Olivia Kavanagh	9	Oyster River	18:46.81	10	T
12	Shaylee Murdough	12	Hopkinton	18:50.50	11	T
13	Samantha Swanbon	10	Souhegan	18:51.07	12	I
14	Alice Bell	10	Hanover	18:52.92	13	T
15	Eli Cross	10	Exeter	18:56.85	14	T
16	Madelyn Cook	10	Oyster River	18:57.29	15	T
17	Kalisan Marzolf	11	Pinkerton	19:00.95	16	T
18	Erin O'Shea	11	Mascenic Regional	19:06.53		I
19	Gabrielle Bedard	11	Pinkerton	19:07.74	17	T
20	Lea Perreard	11	Hanover	19:08.42	18	T
21	Millie Larrick	11	Hanover	19:11.45	19	T
22	Annelies Hanna	11	Lebanon	19:13.17		I
23	Abigail Pinegar	10	Keene	19:14.02		I
24	Aria Deeb	10	Hanover	19:15.87	20	T
25	Shelly Smith	12	Concord	19:16.70	21	I
26	Kaitlin O'Shea	11	Mascenic Regional	19:22.54		
27	Brianna Paterna	10	Exeter	19:27.69	22	T
28	Emerald Briggs	11	Newfound Regional	19:33.05	23	
29	Althea LeBlanc	12	Pinkerton	19:33.88	24	T
30	Maisie Emerson	9	Hopkinton	19:42.36	25	T
31	Hannah Pawlowski	12	Bow	19:45.69		
32	Ellis McKenna	12	Newmarket	19:47.33	26	
33	Sophia Cosgrove	12	Portsmouth	19:48.82		
34	Parker Knowlton	11	Pinkerton	19:48.86	27	T
35	Rosalie Neveu	10	Nashua North	19:49.27	28	
36	Addie Wichland	9	Keene	19:51.21		
37	Molly Kells	10	Exeter	19:51.84	29	T
38	Raissa Caridade	11	Bedford HS	19:54.88	30	T
39	Lyla Masson	11	Bishop Guertin	19:57.48	31	

Place	Name	Grade	Team	Time	Points	
40	Anna Simpson	12	Alvirne	19:59.08	32	
41	Natalie Rogers	11	Windham	20:03.51	33	
42	Leah Unger	9	Raymond	20:04.15		
43	Darby Madden	12	Windham	20:06.86	34	
44	Anna Fazelat	9	Derryfield	20:07.28		
45	Jahrie Houle	11	Oyster River	20:08.18	35	T
46	Reese Bove	12	Hopkinton	20:08.62	36	T
47	Jaylyn Paul	9	Milford	20:09.01		
48	Hailey Watts	9	Moultonborough	20:09.28		
49	Abigail Furlan	9	Plymouth Regional	20:09.31	37	
50	Georgia Eckhardt	12	Gilford	20:09.31	38	
51	Quinn Doherty	10	Concord	20:09.53	39	
52	Olivia Cartagena	9	Alvirne	20:12.47	40	
53	Maria Tilley	11	Gilford	20:15.43	41	
54	Anna Chasse	10	John Stark	20:18.45		
55	Ari Hirschler	10	Hanover	20:19.92	42	T
56	Hazel Perks	9	Windham	20:20.16	43	
57	Madeline Ralabate	10	Exeter	20:22.36	44	T
58	Sarah Rzasas	11	Pinkerton	20:23.48	45	T
59	Emma Short	9	Monadnock	20:26.45		
60	Ceili Irving	11	Newfound Regional	20:29.66	46	
61	Austin Williams	10	Exeter	20:31.89	47	T
62	Caitrin Bergeron	9	Pembroke	20:34.53		
63	Paige Murdough	12	Coe-Brown	20:35.12	48	
64	Annabelle Lovett	10	Coe-Brown	20:35.48	49	
65	Whitney Adair	11	Con-Val	20:38.06		
66	Amelia Walsh	12	Hopkinton	20:39.95	50	T
67	Gemma Doty	9	Hinsdale	20:39.97		
68	Claire Wilhelm	9	Exeter	20:40.75	51	T
69	Abigail Robinson	11	Timberlane	20:47.03		
70	Mae Butler	11	Hollis-Brookline	20:49.69		
71	Sophia Berube	12	Alvirne	20:52.30	52	
72	Sarah Bryson	12	Souhegan	20:53.73	53	
73	Magnolia Redmond	11	Newmarket	20:54.30	54	
74	Sadie Goldberg	11	Oyster River	20:54.45	55	T
75	Ava Mohammed	12	Pinkerton	20:54.99	56	T
76	Anna Sinclair	11	Bishop Guertin	20:57.69	57	
77	Shannon Forsyth	9	Bishop Guertin	20:57.70	58	
78	Kloeigh O'Neil	11	Bedford HS	21:00.94	59	T



Lancer Timing Services

lancertiming.com

Race 1 - Girls 5K - 5K

11/2/2024 - 2:30pm

Individual Results

Place	Name	Grade	Team	Time	Points	
79	Olivia Hanna	10	Lebanon	21:09.75		
80	Mary Westrich	11	Hanover	21:18.99	60	T
81	Grace Boll	10	Bedford HS	21:19.98	61	T
82	Ella Ronci	12	Plymouth Regional	21:20.68	62	
83	Phoebe Dater-Roberts	12	Concord	21:22.56	63	
84	Meredith Matson	10	Bedford HS	21:22.77	64	T
85	Caoilainn Rayne	12	Bedford HS	21:24.67	65	T
86	Maria Williams	8	Holy Family Academy	21:25.00		
87	Brooke Martin	12	Windham	21:25.29	66	
88	Claire Hathaway-Rube	10	Nashua North	21:29.55	67	
89	Mia Eckerman	12	Pinkerton	21:31.48	68	T
90	Claire Gervez	10	Plymouth Regional	21:31.57	69	
91	Elizabeth Stewart	7	Portsmouth Christian	21:31.96		
92	Sophie Thurlow	10	Sanborn Regional	21:35.50		
93	Alana Sawyer	12	Gilford	21:40.89	70	
94	Meredith Kerivan	11	Coe-Brown	21:47.30	71	
95	Anna Barlow	11	Sanborn Regional	21:49.14		
96	Ava Martin	12	Alvirne	21:49.15	72	
97	Tiana Brown	12	Nashua North	21:52.81	73	
98	Ally Hartmann	9	Windham	21:54.03	74	
99	Abrielle Summers	9	Bedford HS	21:57.19	75	T
100	Rylan Kelley	10	Windham	21:57.40	76	
101	Eleanora Gelsey Drees	10	Oyster River	21:57.44	77	T
102	Charlotte Wilson	10	Nashua North	22:00.51	78	
103	Gianna Gualtieri	10	Concord	22:14.54	79	
104	Elsa Bartlett	8	Inter-Lakes	22:16.51		
105	Rhiannon Lewis	9	Newmarket	22:18.52	80	
106	Clover Doperalski	11	Concord	22:19.79	81	
107	Eloise Hill	9	Coe-Brown	22:21.34	82	
108	Cerys Gascoyne	11	Fall Mountain	22:21.57		
109	Athena Booth	11	Gilford	22:30.78	83	
110	Addison Alpers	11	Newfound Regional	22:31.37	84	
111	Skyler Hewson	11	Nashua North	22:32.89	85	
112	Emily Makris	10	Trinity	22:36.00		
113	Lauren Hynes	12	Windham	22:38.51	86	
114	Evelyn Hopper	12	Hopkinton	22:46.33	87	T

Place	Name	Grade	Team	Time	Points	
115	Reagan Sutherland	12	Plymouth Regional	22:54.41	88	
116	Addison Tobin	12	Alvirne	22:57.91	89	
117	Lilliana Schultz	11	Alvirne	22:57.93	90	
118	Madelyn Mooney	10	Souhegan	23:07.04	91	
119	August Doperalski	10	Concord	23:10.37	92	
120	Dylan Walker	10	Souhegan	23:17.04	93	
121	Kaitlyn O'Brien	12	Gilford	23:17.99	94	
122	Lucy Beardmore	10	Hopkinton	23:18.56	95	T
123	Heron Hannon	12	Plymouth Regional	23:20.76	96	
124	Audrey Pyles	11	Bishop Guertin	23:27.80	97	
125	Leah Ines	12	Plymouth Regional	23:30.77	98	
126	Mary Bergeron	11	Coe-Brown	23:31.39	99	
127	Olivia Faucher	10	Souhegan	23:32.00	100	
128	Chase Wherry	12	Alvirne	23:40.49	101	
129	Sophie Garlick-Drake	10	Newfound Regional	23:41.46	102	
130	Josie Halle	12	Newfound Regional	23:43.90	103	
131	Sahalie Redmond	9	Newmarket	23:44.71	104	
132	Maryanne Sawyer	12	Coe-Brown	23:46.47	105	
133	Charlotte Kaempfer	10	Newfound Regional	23:58.77	106	
134	Jessica Bowers	9	Souhegan	24:17.87	107	
135	Francesca Brown	9	Concord	24:24.14	108	
136	Bridget Powers	10	Bishop Guertin	24:46.96	109	
137	Kyleigh Hinson	10	Sanborn Regional	25:08.89		
138	Olivia Zadakis	11	Coe-Brown	25:24.72	110	
139	Harmony Patrick	11	Newmarket	26:02.67	111	
140	Reece Cutting	11	Newfound Regional	26:18.32	112	
141	Abigail Taylor	12	Gilford	26:20.69	113	
142	Tess Eckhardt	9	Gilford	26:23.56	114	



Lancer Timing Services

lancertiming.com